


# 4WMMU

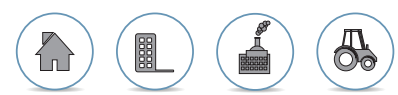
60 Hz



**4" WATER COOLED  
SUBMERSIBLE MOTORS, CANNED TYPE**



**Made in Italy**



## TECHNICAL SPECIFICATIONS

**MOTORS WITH AIRTIGHT SEALED AND RESIN ENCAPSULATED STATOR**

**MOTOR/PUMP FLANGE**  
4" NEMA STANDARD

**POWERS**  
Single-phase: from 1/2 to 5 Hp  
Three-phase: from 1/2 to 10 Hp

**VOLTAGE**  
Single-phase: 3-wire 115;230 V / 60 Hz  
Three-phase: 3-wire 230;460 V / 60 Hz

**THRUST LOAD**  
From 1/2 to 3/4 Hp: 2000 N - 450 lbf  
From 1 to 3 Hp: 3000 N - 700 lbf  
From 5 to 10 Hp: 6500 N - 1500 lbf

## CONSTRUCTION FEATURES

**PARTS IN CONTACT WITH WATER** all made in AISI 304 stainless steel which ensures resistance to corrosion even in the most extreme conditions of use. External sleeve made in AISI 304L (Low Carbon) for even greater resistance to corrosion.

**STATOR** with 24 slots, specifically developed to achieve maximum electrical performance. Airtight sealed and resin encapsulated. A solution which ensures excellent heat exchange and extremely high mechanical resistance with high pressure, something typical of very deep immersions.

**REMOVABLE POWER CABLE-CONNECTOR** to ensure a perfect sealing, also in the most critical conditions, and to aid maintenance operations.

**FILLING LIQUID** composed of a mixture of water and propylene glycol (special antifreeze liquid) to ensure adequate lubrication of the thrust bearing system together with the ability to lower the freezing point when stored in very cold places.

**RESTORE LIQUID VALVE** which allows water in to restore internal level.

**SHAFT** made in carbon-steel alloys in the rotor area, to foster electrical features. AISI 304 stainless steel projection. DUPLEX, a special type of stainless steel, replaces AISI 304 in motors bigger than 3 Hp. This steel combines excellent resistance to corrosion and high mechanical resistance, which is necessary where starting torque becomes really important.



**THRUST BEARING SYSTEM** Kingsbury-type with stainless steel thrust bearing runners oscillating on a self-aligning system. A specific runner lapping process makes this system extremely reliable and efficient.

**100% TESTED**, all motors are tested at the end of the line. Seal and electrical checks are carried out on all motors.

## VERSIONS UPON REQUEST

Different thrust load  
Different voltage

## OPERATING LIMITS

**DEGREE OF PROTECTION**  
IP 68

**INSULATION CLASS**  
F

**VOLTAGE TOLERANCE**  
-10% / +10%

**PUMPED LIQUID TEMPERATURE**  
0°C - 35°C / 32°F - 95°F

**MIN. COOLING FLOW**  
0,1 m/s - 0.33 ft/sec

**MAX. STARTS / HOUR**  
30

**MOUNTING**  
Vertical and/or horizontal

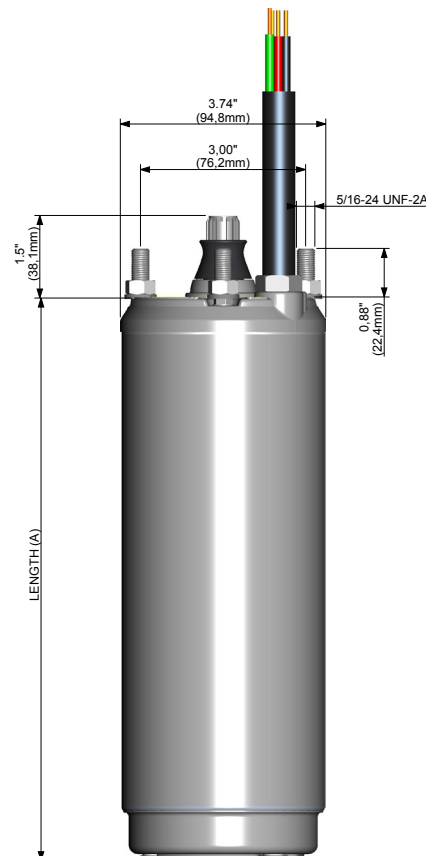
**MAX. IMMERSION DEPTH**  
300 m - 984.25 ft

**SINGLE-PHASE VERSION**  
3-wire CSIR from 1/2 to 1 Hp  
3-wire CSCR from 1.5 to 5 Hp

## ACCESSORIES

Different cable lengths  
Capacitors  
Control panels CU-BOX  
Lightning arrester

## DIMENSIONS



## ELECTRICAL DATA 4WMU - 60Hz

Type	P <sub>2</sub> [Hp]	P <sub>2</sub> [kW]	Voltage [V]	S.F.	Ph	FULL LOAD AMPS	FULL S.F. AMPS	rpm	η [%]	Capacitor [μF]		Thrust Load		Length A		Weight		Cable Length		Cable Section [AWG]	
						I <sub>n</sub> [A]	I <sub>MAX</sub> [A]			C <sub>run</sub>	C <sub>start</sub>	[lbf]	[N]	[mm]	[in]	[kg]	[lb]	[m]	[ft]		
<b>Single-phase 3-wire CSIR</b>																					
4WMU-S050	1/2	0.37	115	1.6	1	11.3	14.6	3450	54	-	250-300	450	2000	269	10,6	8,4	18,5	1,7	5 1/2	4 x 14	
4WMU-S050	1/2	0.37	230	1.6	1	5.3	6.8	3450	54	-	59-71	450	2000	269	10,6	8,4	18,5	1,7	5 1/2	4 x 14	
4WMU-S075	3/4	0.55	115	1.5	1	14.6	18.2	3450	60	-	250-300	450	2000	289	11,4	9,4	20,7	1,7	5 1/2	4 x 14	
4WMU-S075	3/4	0.55	230	1.5	1	7.1	9	3450	60	-	86-103	450	2000	289	11,4	9,4	20,7	1,7	5 1/2	4 x 14	
4WMU-S100	1	0.75	230	1.4	1	8.3	10.3	3450	61	-	105-126	700	3000	309	12,2	10,3	22,7	1,7	5 1/2	4 x 14	
<b>Single-phase 3-wire CSCR</b>																					
4WMU-S150	1.5	1.1	230	1.3	1	9.7	11.4	3450	67	16	105-126	700	3000	354	13,9	12,1	26,6	1,7	5 1/2	4 x 14	
4WMU-S200	2	1.5	230	1.25	1	10.6	12.7	3450	68	20	105-126	700	3000	369	14,5	12,8	28,2	1,7	5 1/2	4 x 14	
4WMU-S300	3	2.2	230	1.15	1	14.1	16.1	3450	69	45	208-250	700	3000	424	16,7	14,7	32,4	1,7	5 1/2	4 x 14	
4WMU-S500	5	3.7	230	1.15	1	25.4	27.8	3450	72	80	270-324	1500	6500	654	25,7	27,8	61,3	2,7	8 3/4	4 x 14	
<b>Three-phase 3-wire</b>																					
4WMU-T050	1/2	0.37	230	1.6	3	3.2	3.7	3450	61	-	-	450	2000	249	9,8	7,7	16,9	1,7	5 1/2	4 x 14	
4WMU-T050	1/2	0.37	460	1.6	3	1.6	1.9	3450	61	-	-	450	2000	249	9,8	7,7	16,9	1,7	5 1/2	4 x 14	
4WMU-T075	3/4	0.55	230	1.5	3	4.3	4.7	3450	68	-	-	450	2000	269	10,6	8,4	18,5	1,7	5 1/2	4 x 14	
4WMU-T075	3/4	0.55	460	1.5	3	2.2	2.4	3450	68	-	-	450	2000	269	10,6	8,4	18,5	1,7	5 1/2	4 x 14	
4WMU-T100	1	0.75	230	1.4	3	5.3	5.8	3450	71	-	-	700	3000	289	11,4	9,4	20,7	1,7	5 1/2	4 x 14	
4WMU-T100	1	0.75	460	1.4	3	2.7	2.9	3450	71	-	-	700	3000	289	11,4	9,4	20,7	1,7	5 1/2	4 x 14	
4WMU-T150	1.5	1.1	230	1.3	3	5.7	6.4	3450	78	-	-	700	3000	309	12,2	10,3	22,7	1,7	5 1/2	4 x 14	
4WMU-T150	1.5	1.1	460	1.3	3	2.9	3.2	3450	78	-	-	700	3000	309	12,2	10,3	22,7	1,7	5 1/2	4 x 14	
4WMU-T200	2	1.5	230	1.25	3	7.6	8.5	3450	78	-	-	700	3000	334	13,2	11,4	25,1	1,7	5 1/2	4 x 14	
4WMU-T200	2	1.5	460	1.25	3	3.8	4.3	3450	78	-	-	700	3000	334	13,2	11,4	25,1	1,7	5 1/2	4 x 14	
4WMU-T300	3	2.2	230	1.15	3	10.7	11.6	3450	82	-	-	700	3000	369	14,5	12,8	28,2	1,7	5 1/2	4 x 14	
4WMU-T300	3	2.2	460	1.15	3	5.4	5.8	3450	82	-	-	700	3000	369	14,5	12,8	28,2	1,7	5 1/2	4 x 14	
4WMU-T500	5	3.7	230	1.15	3	16.4	18.1	3450	76	-	-	1500	6500	564	22,2	23,2	51,1	2,7	8 3/4	4 x 14	
4WMU-T500	5	3.7	460	1.15	3	8.2	9.1	3450	76	-	-	1500	6500	564	22,2	23,2	51,1	2,7	8 3/4	4 x 14	
4WMU-T550	5.5	4	230	1.15	3	17.2	18.9	3450	78	-	-	1500	6500	564	22,2	23,2	51,1	2,7	8 3/4	4 x 14	
4WMU-T550	5.5	4	460	1.15	3	8.6	9.5	3450	78	-	-	1500	6500	564	22,2	23,2	51,1	2,7	8 3/4	4 x 14	
4WMU-T750	7.5	5.5	230	1.15	3	23.6	25.8	3450	79	-	-	1500	6500	654	25,7	27,8	61,3	2,7	8 3/4	4 x 14	
4WMU-T750	7.5	5.5	460	1.15	3	11.8	12.9	3450	79	-	-	1500	6500	654	25,7	27,8	61,3	2,7	8 3/4	4 x 14	
4WMU-T1000	10	7.5	460	1.15	3	15.2	16.4	3450	80	-	-	1500	6500	764	30,1	32,5	71,6	2,7	8 3/4	4 x 14	



**PM S.r.l.**

Via A. Volta, 8  
36040 Brendola (VI) - Italy  
T. +39 0444 673043  
F. +39 0444 677273  
info@pmtechnology.eu  
www.pmtechnology.eu



ISO 9001:2015 Certified Company

© COPYRIGHT PM S.r.l.

All rights reserved.  
All information shown in this catalogue are purely indicative;  
PM S.r.l. reserves the right to make any necessary variation without prior  
notice.

EDIT: BROCHURE 4WMU EN/JAN/2025